


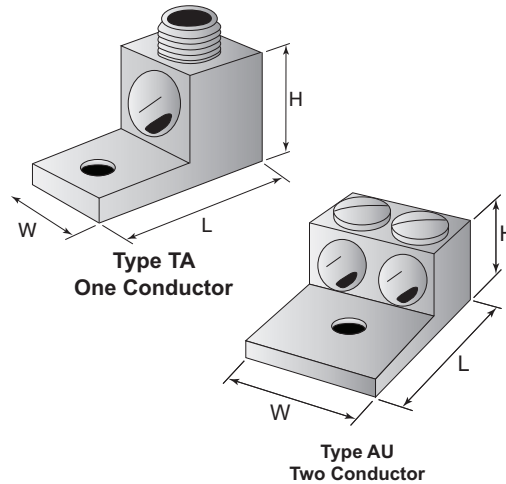
Aluminum Mechanical Lugs

One- and Two-Conductor Aluminum Lugs

ORDER ONLINE

Features

- Suitable for use with either copper or aluminum conductors
- Manufactured from high strength 6061-T6 aluminum alloy
- Electroplated with tin for low contact resistance
- Chamfered wire entry provides ease of installation
- Meets UL 486B 90°C requirements
- CSA Certified



Dual Rated, One Conductor, 600 Volts

Part Number	Figure	Wire Range AWG	H IN (MM)	W IN (MM)	L IN (MM)	Bolt Size IN (MM)	Temperature Rating (°C)
TA-6-S	1	#4 - #14	1/2 (12.7)	1/2 (12.7)	1 1/16 (26.9)	1/4 (6.4)	90°
TA-2	1	#2 - #14	9/16 (14.3)	1/2 (12.7)	1 5/32 (29.4)	1/4 (6.4)	90°
TA-0	1	1/0 - #14	25/32 (19.8)	5/8 (15.9)	1 15/32 (37.3)	1/4 (6.4)	90°
TA-2/0	2	2/0 - #14	25/32 (19.8)	5/8 (15.9)	1 15/32 (37.3)	1/4 (6.4)	90°
TA-250	2	250 MCM - #6	1 1/8 (28.6)	1 (25.4)	2 (50.8)	5/16 (7.9)	90°
TA-350	2	350 MCM - #6	1 1/4 (31.8)	1 1/8 (28.6)	2 1/4 (57.2)	3/8 (9.5)	90°
TA-500	2	500 MCM - #4	1 13/16 (46.0)	1 1/2 (38.1)	2 13/16 (71.4)	3/8 (9.5)	90°
TA-600	2	600 MCM - 2	1 9/16 (39.7)	1 1/2 (38.1)	3 3/16 (80.9)	3/8 (9.5)	90°
TA-500-S	3	One 600 MCM - #4 Two 250 MCM - 1/0	1 13/16 (46.0)	1 3/8 (34.9)	2 13/16 (71.4)	3/8 (9.5)	90°
TA-800S	4	800 MCM - 3/0 CU 800 - 250 MCM AL	1 13/16 (46.0)	1 5/16 (33.3)	3 1/4 (82.6)	5/8 (15.9)	90°
TA-600-2NS	5	600 MCM - 2	1 3/8 (34.9)	1 1/2 (38.1)	4 11/16 (119.1)	1/2 (12.7)	90°
TA-350-2N	6	350 MCM - 6	1 1/2 (38.1)	1 1/4 (31.8)	5 1/2 (139.7)	1/2 (12.7)	90°
TA-800-2N	6	800 MCM - 300 MCM	1 7/8 (47.6)	1 3/4 (44.5)	6 3/16 (157.2)	1/2 (12.7)	90°

Dual Rated, Two Conductor, 600 Volts

Part Number	Figure	Wire Range AWG	H IN (MM)	W IN (MM)	L IN (MM)	Bolt Size IN (MM)	Temperature Rating (°C)
AU-0	7	1/0 - #14	51/64 (20.4)	1 1/8 (28.5)	1 15/32 (37.3)	1/4 (6.4)	90°
AU-2/0	8	2/0 - #14	51/64 (20.4)	1 1/4 (31.8)	1 15/32 (37.3)	1/4 (6.4)	90°
AU-250	8	250 MCM - #6	1 3/16 (30.1)	1 21/32 (42.1)	2 9/16 (65.1)	3/8 (9.5)	90°
AU-350	8	350 MCM - #4	1 1/4 (31.8)	1 57/64 (48.0)	2 7/8 (65.1)	1/2 (12.7)	90°
AU-600	8	600 MCM - 2	1 9/16 (39.7)	2 13/32 (35.7)	3 3/16 (80.9)	1/2 (12.7)	90°
AU-600-2NS	9	600 MCM - 2	1 3/8 (34.9)	2 13/32 (35.7)	4 11/16 (119.1)	1/2 (12.7)	90°
AU-350-2N	9	350 MCM - 6	1 3/8 (34.9)	2 (50.8)	4 5/16 (109.5)	1/2 (12.7)	90°
AU-800-2N	10	800 MCM - 300 MCM	1 7/8 (47.6)	3 (76.2)	6 3/16 (157.2)	1/2 (12.7)	90°
AU-1000-2N	10	1000 MCM - 500 MCM	1 7/8 (47.6)	3 3/16 (80.9)	6 3/16 (157.2)	1/2 (12.7)	90°

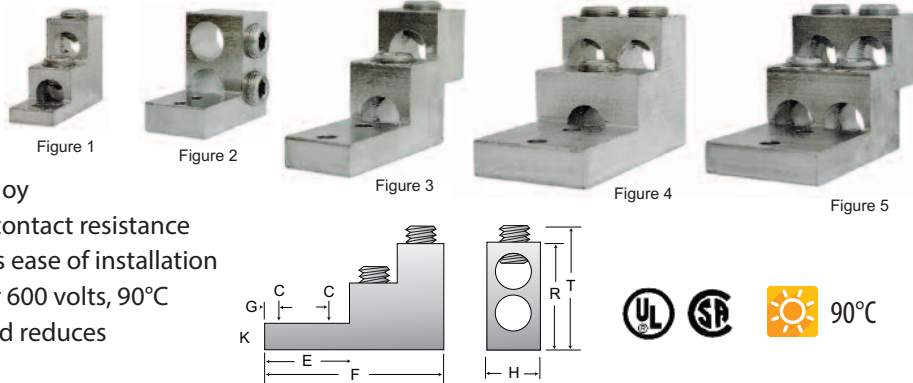


IlSCO® Aluminum Panelboard Lugs

ORDER ONLINE

Features

- Suitable for use with either copper or aluminum conductors
- Manufactured from high strength 6061-T6 aluminum alloy
- Electroplated with tin for low contact resistance
- Chamfered wire entry provides ease of installation
- UL Listed and CSA Certified for 600 volts, 90°C
- Stacked design saves space and reduces installation time



Panelboard Lugs


Part Number	Figure	Wire Range	Bolt Size	Dimensions								Hex Size	
				C	E	F	G	H	J	K	R		T
PB2-300 (D 1601)	1	300 MCM - 6	5/16	21/64	1	3	15/32	1	-	5/16	2	2 5/16	5/16
PB2-500 (D 1318)	2	500 MCM - 4/0	1/4	9/32	1 11/16	2 29/32	1/4	1 7/16	11/16	5/8	2 3/8	1 27/64	3/8
PB2-600 (D 1459)	3	600 MCM - 2	3/8	13/32	2 11/32	4 29/32	3/8	1 1/2	1 3/8	3/4	3	3 29/64	1/2
PB3-600 (D 1282)	4	600 MCM - 2	3/8	13/32	2 11/32	4 29/32	3/8	2 15/32	1 3/8	3/4	3	3 29/64	1/2
PB4-600 (D 1281)	5	600 MCM - 2	3/8	13/32	2 11/32	4 29/32	3/8	2 15/32	1 3/8	3/4	3	3 29/64	1/2
PB2-750 (D 1923)	3	750 MCM - 1/0	3/8	13/32	2 11/32	4 29/32	3/8	1 11/16	1 3/8	3/4	3	3 29/64	1/2
PB4-750 (D 1922)	5	750 MCM - 1/0	3/8	13/32	2 11/32	4 29/32	3/8	3 1/16	1 3/8	3/4	3	3 29/64	1/2
PB2-600-2N	3	600 MCM - 2	1/2	9/16	3 1/8	5 11/16	3/8	1 1/2	1 3/4	3/4	3	3 29/64	1/2
PB2-750-2N	3	750 MCM - 1/0	1/2	9/16	3 1/8	5 11/16	3/8	1 11/16	1 3/4	3/4	3	3 29/64	1/2
PB4-600-2N	5	600 MCM - 2	1/2	9/16	3 1/8	5 11/16	3/8	2 15/32	1 3/4	3/4	3	3 29/64	1/2

IlSCO® Aluminum Splicers/Reducers

ORDER ONLINE

Features

- Rounded bottoms to facilitate taping
- Large screw diameters ensures all wire strands are held securely
- Wire stop in center prevents dissimilar metals coming into contact
- Suitable for use with either copper or aluminum conductors
- Manufactured from high strength 6061-T6 aluminum alloy
- Electroplated with tin for low contact resistance
- Chamfered wire entry provides ease of installation
- UL Listed and CSA Certified for 600 volts, 90°C



Splicers/Reducers

Part Number	Wire Range	Dimensions			Number of Screws	Screw Diameter	Hex Size
		F	H	T			
SPA-2	2 - 14	1 3/16	29/64	9/16	2	3/8	Slot
SPA-0	1/0 - 14	1 29/32	5/8	11/16	2	7/16	Slot
SPA-4/0	4/0 - 6	2 5/16	1	1 3/32	2	9/16	5/16
SPA-250	250 MCM - 6	4 3/32	1	1 3/32	4	5/8	5/16
SPA-350	350 MCM - 6	4 11/32	1	1 3/32	4	11/16	5/16
SPA-500	500 MCM - 3/0	4 25/32	1 1/4	1 3/8	4	13/16	3/8
SPA-750	750 MCM - 250 MCM	6 1/16	1 7/16	1 5/8	4	15/16	1/2